

A Discrete Numerical Scheme of Modified Leslie-Gower With Harvesting Model

by Trija Fayeldi

Submission date: 21-Jan-2020 10:18AM (UTC+0700)

Submission ID: 1244265480

File name: Artikel_1.pdf (586.41K)

Word count: 1583

Character count: 7659



A Discrete Numerical Scheme of Modified Leslie-Gower With Harvesting Model

Riski Nur Istiqomah Dinnullah¹, Trija Fayeldi²

^{1,2} Department of Mathematics Education, Kanjuruhan University

Email: ky2_zahra@unikama.ac.id, trija_fayeldi@unikama.ac.id

ABSTRACT

Recently, exploitation of biological resources and the harvesting of two populations or more are widely practiced, such as fishery or forestry. The simplest way to describe the interaction of two species is by using predator prey model, that is one species feeds on another. The Leslie-Gower predator prey model has been studied in many works. In this paper, we use Euler method to discretize the modified Leslie-Gower with harvesting model. The model consists of two simultaneous predator prey equations. We show numerically that this discrete numerical scheme model is dynamically consistent with its continuous model only for relatively small step-size. By using computer simulation software, we show that equilibrium points can be stable, saddles, and unstable. It is shown that the numerical simulations not only illustrate the results, but also show the rich dynamics behaviors of the discrete system.

Keywords: Leslie-Gower; Euler method; rich dynamics; dynamically consistent

INTRODUCTION

For many years, the predator-prey relations has been the most popular topics in mathematical modelling. One of the model is known as Leslie-Gower predator-prey model. It was introduced by [1] and written as follow.

$$\begin{aligned} \frac{dx}{dt} &= (r_1 - a_1x)x - p(x)y \\ \frac{dy}{dt} &= \left(r_2 - \frac{a_2y}{x}\right)y \end{aligned} \quad (1)$$

Here $x(t)$ represents the density of the prey at time t with intrinsic growth rate r_1 ; while $y(t)$ represents the density of the predator at time t with intrinsic growth rate r_2 . a_1 and a_2 are the strength of competition among individuals of the prey and predator respectively. The main difference between Leslie-Gower model and Lotka-Volterra that is in Leslie-Gower model carrying capacity of the predator is proportional to the number of prey [2]. Since then, the model has been modified by numerous experts, such as [3] and [4].

Finite difference has been used to discretize the continuous model to find its numerical solution approximation. The common method is Euler Method [5]. This technique has been applied to various models, for instance [6], [7], [8], and [9]. It is found that the obtained discrete model may show rich dynamics. However, divergent approximation may occur. Hence, step-size plays an important role to avoid inconsistency of the model.

METHODS

Numerical Discretization and Its Equilibria

The model we use in this paper is written as follow.

$$\begin{aligned} \frac{dH}{dt} &= (r_1 - a_1P - b_1H)H - c_1H \\ \frac{dP}{dt} &= \left(r_2 - \frac{a_2P}{1+H}\right)P - c_2P \end{aligned} \quad (2)$$

where H and P represent the den¹ of the prey and predator in time t respectively. In this model, we also assume that $0 < c_i < r_i, i = 1, 2$ to control the density of the prey and predator.

We are now derive the discrete version of the (2). Applying Euler scheme to the first equation of (2) leads us to the following form:

$$\begin{aligned} \frac{H_{n+1} - H_n}{h} &= (r_1 - a_1P_n - b_1H_n)H_n - c_1H_n \\ H_{n+1} - H_n &= h[(r_1 - a_1P_n - b_1H_n)H_n - c_1H_n] \\ H_{n+1} &= H_n + h[(r_1 - a_1P_n - b_1H_n)H_n - c_1H_n] \\ H_{n+1} &= H_n + hH_n[(r_1 - a_1P_n - b_1H_n)H_n - c_1] \end{aligned} \quad (3)$$

Applying Euler scheme to the second equation of (2) leads us to the following form:

$$\begin{aligned} \frac{P_{n+1} - P_n}{h} &= \left(r_2 - \frac{a_2P_n}{1+H_n}\right)P_n - c_2P_n \\ P_{n+1} - P_n &= h \left[\left(r_2 - \frac{a_2P_n}{1+H_n}\right)P_n - c_2P_n \right] \\ P_{n+1} &= P_n + h \left[\left(r_2 - \frac{a_2P_n}{1+H_n}\right)P_n - c_2P_n \right] \\ P_{n+1} &= P_n + hP_n \left[\left(r_2 - \frac{a_2P_n}{1+H_n}\right) - c_2 \right] \end{aligned} \quad (4)$$

Combining (3) and (4) leads us to the following system:

$$\begin{aligned} H_{n+1} &= H_n + hH_n[(r_1 - a_1P_n - b_1H_n)H_n - c_1] \\ P_{n+1} &= P_n + hP_n \left[\left(r_2 - \frac{a_2P_n}{1+H_n}\right) - c_2 \right] \end{aligned} \quad (5)$$

Having found the discrete version, the next step is find the equilibria of (5). Suppose that (H^*, P^*) is the equilibrium of (5), then we have

$$\begin{aligned} H^* &= H^* + hH^*((r_1 - a_1P^* - b_1H^*) - c_1) \\ 0 &= hH^*[(r_1 - a_1P^* - b_1H^*) - c_1] \end{aligned} \quad (6)$$

Since step-size $h > 0$ then we have

$$0 = H^*((r_1 - a_1P^* - b_1H^*) - c_1) \quad (7)$$

that is either

$$H^* = 0 \quad (8)$$

or

$$\begin{aligned} 0 &= (r_1 - a_1 P^* - b_1 H^*) - c_1 \\ b_1 H^* &= r_1 - a_1 P^* - c_1 \\ H^* &= \frac{r_1 - a_1 P^* - c_1}{b_1} \end{aligned} \quad (9)$$

On the other hand we have

$$\begin{aligned} P^* &= P^* + hP^* \left[\left(r_2 - \frac{a_2 P^*}{1+H^*} \right) - c_2 \right] \\ 0 &= hP^* \left[\left(r_2 - \frac{a_2 P^*}{1+H^*} \right) - c_2 \right] \end{aligned} \quad (10)$$

since $h > 0$ then we have

$$0 = P^* \left[\left(r_2 - \frac{a_2 P^*}{1+H^*} \right) - c_2 \right] \quad (11)$$

that is either

$$P^* = 0 \quad (12)$$

or

$$\begin{aligned} 0 &= r_2 - \frac{a_2 P^*}{1+H^*} - c_2 \\ \frac{a_2 P^*}{1+H^*} &= r_2 - c_2 \\ P^* &= \frac{r_2 - c_2}{a_2} (1 + H^*) \end{aligned} \quad (13)$$

By looking at (8) and (12), we have the first equilibrium, that is

$$E_1 = (0, 0) \quad (14)$$

Next, by substituting (8) to (13) we have the second equilibrium, that is

$$E_2 = \left(0, \frac{r_2 - c_2}{a_2} \right) \quad (15)$$

The third equilibrium is found by substituting (12) to (9), that is

$$E_3 = \left(\frac{r_1 - c_1}{b_1}, 0 \right) \quad (16)$$

The last equilibrium is found by solving (9) and (13), that is

$$E_4 = \left(\frac{k_1 - k_2}{1 + k_2}, \frac{b_1}{a_1} \left(1 + \frac{k_1 - k_2}{1 + k_2} \right) k_2 \right) \quad (17)$$

where $k_1 = \frac{r_1 - c_1}{b_1}$ and $k_2 = \frac{r_2 - c_2}{a_2}$.

RESULTS AND DISCUSSION

Numerical Simulation

In this section, we apply the model along with its numerical simulation. For our purpose, we use numerical simulation software, i.e Matlab. For the first simulation, we use the following parameters: $r_1 = 0.5$; $c_1 = 0.3$; $r_2 = 0.4$; $c_2 = 0.1$; $a_1 = 0.1$; $a_2 = 0.1$; and $b_1 = 0.05$.

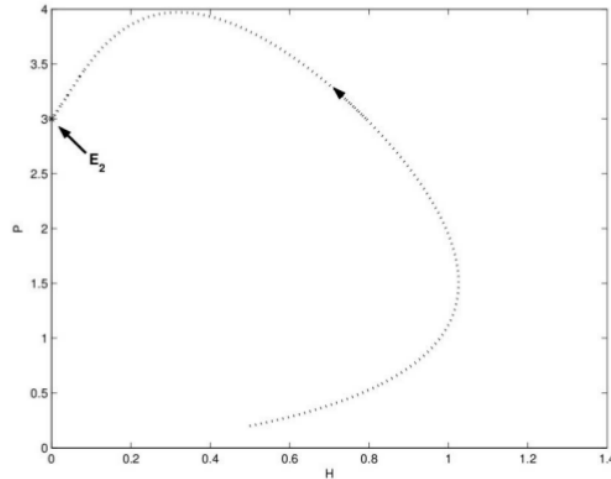


Figure 1. Numerical Solution Approach E_2

In Figure 1, we use $(0.5; 0.2)$ as the initial condition and step-size $h = 0.1$. We found that the numerical solution approach the $E_2 = (0, 3)$. From this simulation, we can infer that the equilibrium point E_2 is stable for relatively small step-size.

10 For the second simulation, we use parameters as follow: $r_1 = 0.8$; $c_1 = 0.1$; $r_2 = 0.6$; $c_2 = 0.5$; $a_1 = 0.5$; $a_2 = 0.8$; and $b_1 = 0.8$.

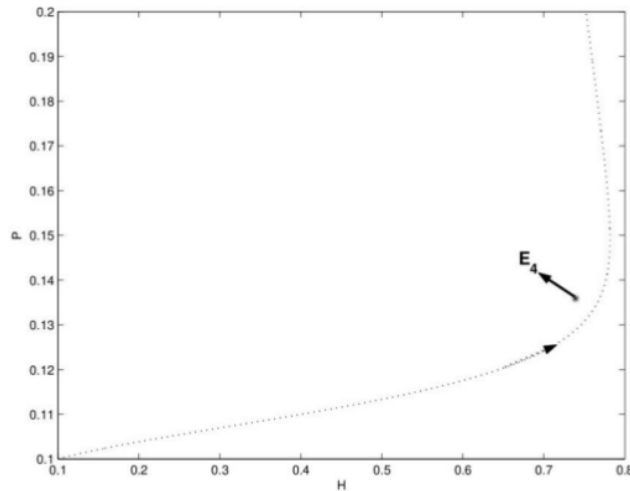


Figure 2. Numerical Solution of Second Simulation

In Figure 2, we use $(0.1; 0.1)$ as the initial condition. We found that the numerical solution is close to E_4 but never reach the point. From the simulation, we can conclude that E_4 is an unstable equilibrium.

In the third simulation, we use parameters as follow: $r_1 = 0.8$; $c_1 = 0.1$; $r_2 = 0.4$; $c_2 = 0.1$; $a_1 = 0.9$; $a_2 = 0.2$; and $b_1 = 0.1$.

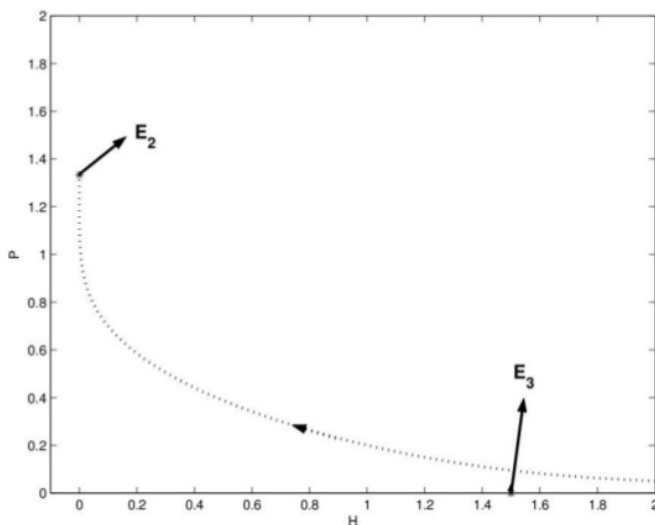


Figure 3. Numerical Solution of Third Simulation

In Figure 3, we use (0.01; 0.01) as initial condition. We found numerically that E_1 is an unstable equilibrium while E_2 is a stable equilibrium.

Finally, for the last simulation, we use parameters as follow: $r_1 = 0.5$; $c_1 = 0.2$; $r_2 = 0.9$; $c_2 = 0.5$; $a_1 = 1.8$; $a_2 = 0.3$; and $b_1 = 0.2$.

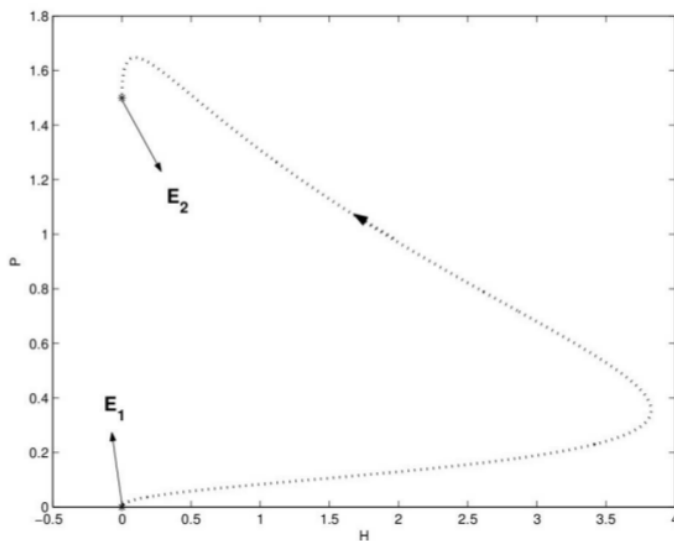


Figure 4. Numerical Solution of The Fourth Simulation

In Figure 4, we use (2; 0.5) as the initial condition. From numerical simulation, we found that the solution close to E_3 but at the end of computation reach the E_2 equilibrium. So we can conclude that E_3 is an unstable equilibrium.

CONCLUSION

From this paper, a discrete numerical scheme of modified Leslie-Gower with harvesting model has been investigated. We use Euler-method to discretize the model. We found four equilibrium points with the $E_1, E_2, E_3,$ and E_4 properties. The $E_1, E_3,$ and E_4 are unstable equilibrium, while E_2 is the stable one. It is shown that the discrete model is dynamically consistent with its continuous model only for relatively small step-size h . Further works, especially about stability-analysis need to be considered. Furthermore, the discrete model may show complex dynamical behaviors, such as bifurcation and chaos phenomenon.

REFERENCES

- [1] P.H. Leslie, "Some Further Notes on The Use of Matrices in Population Mathematics," *Biometrika*, vol. 35, pp. 213–245, 1948.
- [2] Q. Yue, "Dynamics of a Modified Leslie-Gower Predator-Prey Model with Holling-type II Schemes and a Prey Refuge," *SpringerPlus*, vol. 5, pp. 1–12, 2016.
- [3] E. Gonzalez-Olivares and C. Paulo, "A Leslie-Gower-type predator-prey model with sigmoid functional response," *International Journal of Computer Mathematics*, vol. 92, pp. 1895–1909, 2015.
- [4] A. Kang, Y. Xue, and J. Fu, "Dynamic Behaviors of a Leslie-Gower Ecoepidemiological Model," *Discrete Dynamics in Nature and Society*, vol. 2015, 2015.
- [5] T. Fayeldi, "Skema Numerik Persamaan Leslie-Gower Dengan Pemanenan," *Cauchy*, vol. 3, pp. 214–218, 2015.
- [6] P. Das, D. Mukherjee, and A. Sarkar, "Study of an S-I epidemic model with nonlinear incidence rate: discrete and stochastic version," *Applied Mathematics and Computation*, vol. 218, no. 6, pp. 2509 – 2515, 2011.
- [7] A. E. A. Elsadany, H. A. EL-Metwally, E. M. Elabbasy, and H. N. Agiza, "Chaos and bifurcation of a nonlinear discrete prey-predator system," *Computational Ecology and Software*, vol. 2, pp. 169–180, 2012.
- [8] Z. Hu, Z. Teng, and H. Jiang, "Stability analysis in a class of discrete SIR epidemic models," *Nonlinear Analysis: Real World Applications*, vol. 13, no. 5, pp. 2017 – 2033, 2012.
- [9] L. Li, G.Q. Sun, and Z. Jin, "Bifurcation and chaos in an epidemic model with nonlinear incidence rates," *Applied Mathematics and Computation*, vol. 216, no. 4, pp. 1226 – 1234, 2010.

A Discrete Numerical Scheme of Modified Leslie-Gower With Harvesting Model

ORIGINALITY REPORT

17%

SIMILARITY INDEX

7%

INTERNET SOURCES

12%

PUBLICATIONS

11%

STUDENT PAPERS

PRIMARY SOURCES

- | | | |
|---|---|----|
| 1 | Na Zhang, Fengde Chen, Qianqian Su, Ting Wu. "Dynamic Behaviors of a Harvesting Leslie-Gower Predator-Prey Model", Discrete Dynamics in Nature and Society, 2011
Publication | 2% |
| 2 | Submitted to Kingston University
Student Paper | 2% |
| 3 | www.ijpam.eu
Internet Source | 2% |
| 4 | Submitted to University of Southern California
Student Paper | 2% |
| 5 | Submitted to Universitas Muhammadiyah Surakarta
Student Paper | 1% |
| 6 | Yao, L.S.. "Natural convection along a vertical complex wavy surface", International Journal of Heat and Mass Transfer, 200601
Publication | 1% |
-

7

www.oalib.com

Internet Source

1%

8

Al-Kahby, H., F. Dannan, and S. Elaydi. "Non-standard Discretization Methods for Some Biological Models", Applications of Nonstandard Finite Difference Schemes, 2000.

Publication

1%

9

Zengyun Hu, Zhidong Teng, Tailei Zhang, Qiming Zhou, Xi Chen. "Globally asymptotically stable analysis in a discrete time eco-epidemiological system", Chaos, Solitons & Fractals, 2017

Publication

1%

10

Huang, C.Y.. "Optimal resource allocation for cost and reliability of modular software systems in the testing phase", The Journal of Systems & Software, 200605

Publication

1%

11

Xiao Zhang, Rui Xu, Qintao Gan. "Global Stability for a Delayed Predator-Prey System with Stage Structure for the Predator", Discrete Dynamics in Nature and Society, 2009

Publication

1%

12

Khalid Hattaf, Abid Ali Lashari, Brahim El Boukari, Noura Yousfi. "Effect of Discretization on Dynamical Behavior in an Epidemiological Model", Differential Equations and Dynamical

1%

Systems, 2014

Publication

13

Submitted to Indian School of Mines

Student Paper

1%

14

asean.elibrary.imf.org

Internet Source

1%

Exclude quotes On

Exclude matches < 1%

Exclude bibliography On