

# Telkomnika 2019

*by* Kurriawan Pranata

---

**Submission date:** 06-Oct-2021 09:08AM (UTC+0700)

**Submission ID:** 1666453347

**File name:** nfluence\_on\_static\_and\_dynamic\_single\_cell\_lead-acid\_battery.pdf (323.99K)

**Word count:** 3464

**Character count:** 17521

## Electrode size influence on static and dynamic single cell lead-acid battery

Muhammad Ghufron<sup>1</sup>, Kurriawan Budi Pranata<sup>2</sup>, Istiroyah<sup>3</sup>, Masruroh<sup>4</sup>,  
Cholisina Anik Perwita<sup>5</sup>, Ahmad A. Amirullah<sup>6</sup>, Nur Khairati<sup>7</sup>,  
Yofinda Eka Setiawan<sup>8</sup>, Fakhrusy R. Ramadhan<sup>9</sup>

<sup>1,3,4,5</sup>Department of Physics, Faculty of Mathematic and Natural Science,  
University of Brawijaya, Malang, Indonesia

<sup>2</sup>Physics Education Study Program, Universitas Kanjuruhan Malang, Malang, Indonesia

<sup>6,7,8,9</sup>Graduated Student of Department of Physics, Faculty of Mathematic and Natural Science,  
University of Brawijaya, Malang, Indonesia

\*Corresponding author, e-mail: mghufron@ub.ac.id<sup>1</sup>, kurriawan@unikama.ac.id<sup>2</sup>

### Abstract

Renewable energy such as solar energy, waves and wind require batteries as a storage of electrical energy which still has constraints related to voltage, capacity, and energy efficiency. This experiment aims to determine the effect of electrode size on lead-acid dynamic and static battery capacity and energy efficiency. Dynamic and static single cell lead-acid batteries consist of three different electrode sizes, 13.5x7.5 cm<sup>2</sup> (A<sub>1</sub>); 22.5x7.5 cm<sup>2</sup> (A<sub>2</sub>) and 32.5x7.5 cm<sup>2</sup> (A<sub>3</sub>) have been developed. Continuous and simultaneous charge-discharge test using turnigy accucell-6 50 w and chargemaster 2.02 software as graphic programming. Based on experiments, dynamic batteries perform better than static batteries with a difference in capacity of up to 48% and differences in energy efficiency up to 17%. The best performance is obtained on A<sub>3</sub> dynamic batteries with an average capacity capacity of 10357 mAh and an average energy efficiency of 81%.

**Keywords:** charge-discharge, dynamic battery, efficiency, electrode size, renewable energy

Copyright © 2019 Universitas Ahmad Dahlan. All rights reserved.

### 1. Introduction

The consumption of energy increases as the population and economy growth. In 2016, the total primary energy consumption has increased by about 1.3% from the previous year or more than 13,276 mtoe [1] which the majority of energy consumption is used for electric generation. Due to the non-compliance of renewable energy as a power plant with power consumption, the right energy storage technology is needed to improve stability. The battery is an energy storage technology that has been widely used in recent years and is still being developed. Lead-acid based batteries are a type of secondary battery that can be seeded because it cost-effective and can be used for various types of energy storage applications. Lead-acid batteries still play a major role in the battery market today and are widely used in the automotive [2], backup power for uninterruptable power supply, electric and hybrid vehicle, storage energy of electric generator by renewable energy, backup electric power for smart home and other applications [3, 4]. Many innovations can be made to improve energy storage performance, especially when increasing battery capacity. One of the renewable innovations is the redox flow battery (RFB) [5]. RFB is an electrochemical energy conversion device that uses a redox process in liquid form, stored in an external tank and inserted into the system as needed. The most interesting features of this technology are scalability and flexibility, independent measurement of power and energy, highly efficient laps, high depth of discharge, long life, fast response and reduced environmental impact [6]. In order to reduce the environmental impact of lead-acid batteries, the previous research has been carried out to treat waste and synthesize lead-acid battery electrodes for use in new batteries [7, 8]. The application of this battery can be used as energy storage for renewable energy like wind, wave, and solar cell.

Lead-acid RFB has been widely developed by using methanesulfonic acid [9–11] and sulfuric acid [12, 13] as electrolytes. The use of methanesulfonic acid and sulfuric acid produces a standard voltage of 1.62 V and 2.04 V. Battery quality improvement related to efficiency has been done by varying, modify, enrich, and changes the electrode material in one of

the electrodes [14–18], flow rate [19] and the use of different membrane [20]. However, reports relating to the effect of electrode size on battery characteristics are still limited [21], Satriady et al., reporting that the battery capacity increases when the size of the LiFePO<sub>4</sub> battery electrode is enlarged [22]. Based on this report, further research is needed regarding the effect of electrode size on lead-acid batteries, especially on lead-acid flow battery. The size of the electrode will have an important role in determining battery capacity [23–25] because it is related to the number of redox reactions that take place [26], although the too large area will affect the design of the battery in the future application. This research will discuss the effect of electrode size on initial discharge, battery capacity, duration of battery cycle, the energy efficiency in the first three cycles. As a comparison, similar batteries are used with static electrolyte treatment.

## 2. Research Method

Two plates of Pb and PbO<sub>2</sub> with three different sizes ( $A_1=13.5 \times 7.5 \text{ cm}^2$ ,  $A_2=22.5 \times 7.5 \text{ cm}^2$ ,  $A_3=31.5 \times 7.5 \text{ cm}^2$ ) used as electrodes [27] then 30% aqueous sulfuric acid added into each cell with volume 350 mL, 450 mL and 550 mL until each electrode is submerged. Real-time data was taken by circulating 450 mL sulfuric acid from a chamber (outside) with a flow rate of 10 mL/minute for dynamic state and 0 mL/minute for static state [28] as shown in Figure 1, using a current constant of 1 A [29], charging time until battery voltage reaches 2.4 V, and discharging time until  $V_{\text{cutoff}}$  1.8 V and using Turnigy Accucell-6 50w as Battery Management System (BMS) connected with a PC unit [30–33]. Meanwhile, chargemaster 2.02 software is used for graphics programming to monitor voltage, current and battery capacity in real-time.

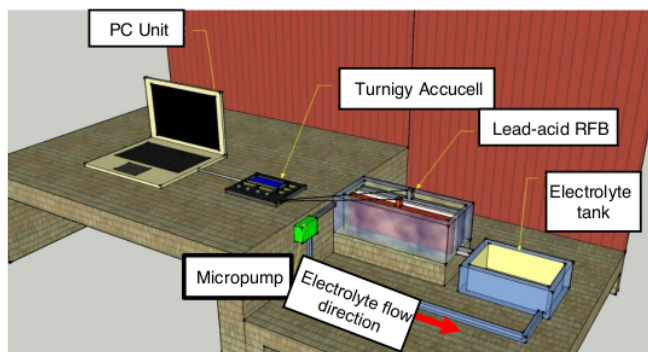


Figure 1. Experiment setup for lead-acid battery (LAB) single cell with two different electrolyte treatments (Static and Dynamic)

7

## 3. Results and Analysis

### 3.1. Initial Discharge of Lead-acid Dynamic Batteries

At the discharge process, the battery generates electricity with a certain capacity until the battery cut-off voltage is reached. The integrated lead-acid cut-off voltage on Turnigy accucell-6 is 1.8 V. Based on the experimental results, variations of the surface area of the electrode affect the discharge characteristic of the battery. Figure 2 presents the initial discharge voltage and current of lead-acid dynamic batteries with 3 different surface areas of the electrode. Battery with a larger electrode surface area produces a higher battery voltage. The battery with higher voltage takes a longer time to reach the cut-off voltage and has higher capacity. The initial discharge capacity of the lead-acid dynamic battery with a surface area of electrode  $A_1$ ,  $A_2$  and  $A_3$  are 3,175 mAh; 6,381 mAh and 10,442 mAh respectively.

The ratio between the surface of  $A_2$  and  $A_1$  electrodes ( $A_2/A_1$ ) is 1.67 and the ratio between the capacity of  $A_2$  and  $A_1$  electrodes ( $C_2/C_1$ ) is 2.01. This means that the capacity increases more than 100% with the addition of 67% electrode surface area. In other words, it can be said that the amount of charge per unit area (density) of the battery increases with

the addition of the electrode surface area. The dynamic battery density of  $A_1$ ,  $A_2$  and  $A_3$  are  $112.89 \text{ C/cm}^2$ ,  $136.13 \text{ C/cm}^2$ , and  $159.12 \text{ C/cm}^2$  respectively. A charge density of  $23.12 \pm 0.12 \text{ C/cm}^2$  is added per additional electrode surface area of  $67.5 \text{ cm}^2$ .

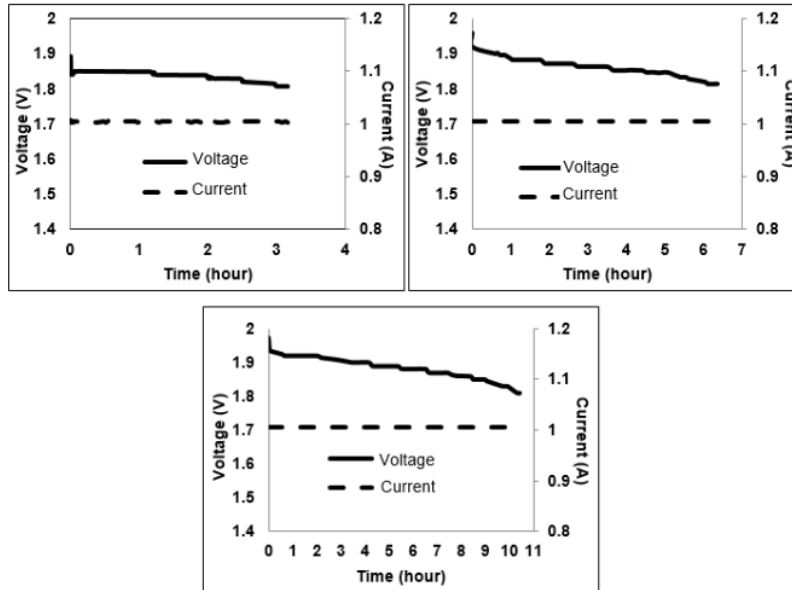


Figure 2. Voltage, current and duration of the initial discharge of lead-acid dynamic battery with 3 variations of electrode surface area:  
(a)  $A_1 = 13.5 \times 7.5 \text{ cm}^2$ , (b)  $A_2 = 22.5 \times 7.5 \text{ cm}^2$  and (c)  $A_3 = 31.5 \times 7.5 \text{ cm}^2$

### 3.2. Voltage of Lead-acid Dynamic and Static Batteries

Voltage is an important parameter of battery performance because it indicates the power stored in battery. Based on Figure 3 it can be seen that the battery operating voltage is the same in the range of  $1.8 \text{ V}$  to  $2.4 \text{ V}$  for all batteries. The charge sent through the charging current  $1 \text{ A}$  has an impact on the voltage increase rapidly between the two electrodes. However, the addition of surface area has an effect on the behavior of the voltage where the initial charging voltage ( $V_{oc}$  open circuit voltage charging) in the larger electrode area is always lower than the smaller area. As a result, a larger battery has a voltage that always moves below or lowers during charging and has a longer charging duration so the battery has the ability to store higher charges even though it stops at the same voltage. After 3 cycles of static and dynamic lead-acid battery charging, it was found that the initial discharge voltage (open circuit discharge voltage  $V_{oc}$ ) of the larger electrode area is always higher because the charge stored at the end of the charging is bigger.

Dynamic battery who have more electrolytes from the outside tank has an advantage where more electrolyte means more reaction will involve in the cell. Charging and discharging time is an essential parameter to know the capacity of the battery where redox reaction in the cell was proportional with the charge product. Although the graph between the static battery and the dynamic battery is similar one after another, the dynamic lead-acid battery has a longer discharging period shown in Figure 3 means better performance than static.

According to Table 1, the middle charge voltage ( $V_{mc}$ ) of the static batteries tends to decrease in all 3 test cycles, while the middle discharge voltage ( $V_{md}$ ) tends to be constant. The charge duration of static batteries tends to decrease, which indicates a decreasing of

the battery stored capacity. The decrease of capacity may be caused by the occurrence of a not complete discharge, which leaves a residual charge in the battery.

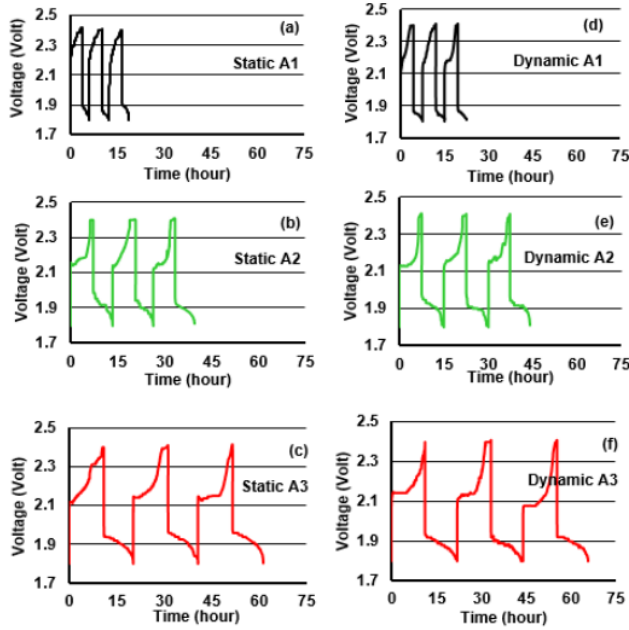


Figure 3. Three cycle of charge-discharge lead-acid battery (LAB) show that dynamic LAB (d,e,f) have longer duration than static LAB (a,b,c) and the bigger electrodes ( $A_3 > A_2 > A_1$ ) in the chamber results longer duration.

Table 1. Charge-discharge Voltage and Time of Lead-acid Static and Dynamic Batteries

Battery	Battery variety	Number of cycles			
		1	2	3	
Static	A <sub>1</sub>	V <sub>mc</sub> (V)	2.35	2.34	2.32
		V <sub>md</sub> (V)	1.85	1.82	1.87
		t <sub>c</sub> (s)	14036	15,286	15,165
		t <sub>d</sub> (s)	7,273	7,421	7,359
		V <sub>mc</sub> (V)	2.19	2.21	2.16
		V <sub>md</sub> (V)	1.90	1.89	1.89
	A <sub>2</sub>	t <sub>c</sub> (s)	26,256	26,446	25,256
		t <sub>d</sub> (s)	22,326	21,776	22,515
		V <sub>mc</sub> (V)	2.20	2.18	2.15
		V <sub>md</sub> (V)	1.90	1.92	1.92
		t <sub>c</sub> (s)	39,332	39,551	39,332
		t <sub>d</sub> (s)	33,478	34,073	34,891
Dynamic	A <sub>1</sub>	V <sub>mc</sub> (V)	2.26	2.28	2.20
		V <sub>md</sub> (V)	1.84	1.84	1.85
		t <sub>c</sub> (s)	15,758	16,365	16,375
		t <sub>d</sub> (s)	10,976	10,954	10,697
		V <sub>mc</sub> (V)	2.14	2.19	2.17
		V <sub>md</sub> (V)	1.88	1.89	1.89
	A <sub>2</sub>	t <sub>c</sub> (s)	27,128	27,069	26,064
		t <sub>d</sub> (s)	24,555	24,554	24,224
		V <sub>mc</sub> (V)	2.15	2.10	2.10
		V <sub>md</sub> (V)	1.91	1.90	1.90
		t <sub>c</sub> (s)	40,577	40,662	40,907
		t <sub>d</sub> (s)	37,520	36,401	37,367

The average ratio between  $t_c$  and  $t_d$  of static batteries for A<sub>1</sub>, A<sub>2</sub> and A<sub>3</sub> are 50.37; 14.49, and 13.34 respectively. This indicates that the static battery produces a relatively low capacity compared to the stored capacity at the charging process. Meanwhile, the ratio between  $t_c$  and  $t_d$  of the dynamic batteries for A<sub>1</sub>, A<sub>2</sub> and A<sub>3</sub> are 32.69; 8.61, and 8.89 respectively. A<sub>1</sub> static and A<sub>1</sub> dynamic batteries have a higher ratio of  $t_c$  and  $t_d$  than the other 2 surface areas. This will be the limit of the electrode surface area that is needed to produce a large capacity.

### 3.3. Capacity of Lead-acid Dynamic and Static Batteries

Dynamic batteries produce a larger capacity than static batteries, which is caused by the constantly flowing electrolyte. The flowing electrolyte creates a circulation so that more PbSO<sub>4</sub> reactions can occur. Based on Figure 4, Lead-acid battery with a larger electrode surface area produces a higher capacity. The increasing of the electrode surface area increases the battery capacity. The capacity of A<sub>2</sub> and A<sub>3</sub> static batteries are 203% and 361% higher than the capacity of A<sub>1</sub> static battery. Meanwhile, the capacity of A<sub>2</sub> and A<sub>3</sub> dynamic batteries are 125% and 241% higher than the capacity of the A<sub>1</sub> dynamic battery.

### 3.4. Efficiency of Lead-acid Dynamic and Static Batteries

Battery efficiency shows the ratio of the energy the battery produces at discharging process to the battery energy that needs at the charging process. Analysis results from Figure 5 present the battery efficiency increases with the increasing of the electrode surface area. A<sub>1</sub> static and A<sub>1</sub> dynamic batteries have the lowest efficiency compared to the efficiency of static and dynamic battery with the other 2 surface areas. Dynamic batteries have higher efficiency than the static batteries for the 3 variations of electrode surface area. This shows that dynamic lead-acid batteries have a better performance than the static lead-acid batteries.

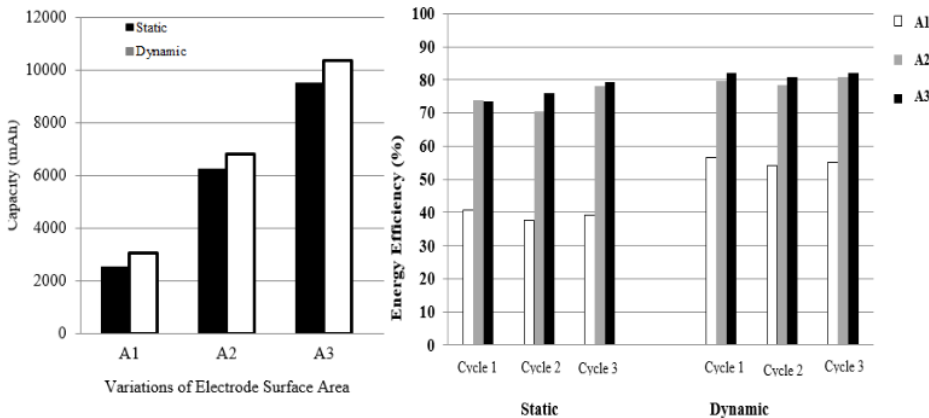


Figure 4. Capacity of static and dynamic LAB; dynamic LAB always shows larger capacity than static LAB; electrodes size affects capacity LAB linearly

Figure 5. Energy efficiency of lead-acid static and dynamic batteries shows that three is stability value for 3 cycle charge-discharge test; dynamic LAB has better performance than static LAB

## 4. Conclusion

Dynamic and static single cell lead-acid battery consists of three different electrode size have successfully tested by Turnigy Acucell-6 50 w for 3 cycles. The result is Dynamic LAB show better performance on capacity, energy efficiency and discharge duration. Another result is the duration discharge, middle discharge voltage, capacity, and energy efficiency increase by increasing the electrode size. However, there is needed a more charge-discharge test to know the durability LAB, after that by using XRD and SEM can be seen the influence of charge-discharge test on electrodes.

**References**

- [1] BP Statistical Review of World Energy June 2017. 2017.
- [2] Sun Z, Cao H, Zhang X, Lin X, Zheng W, Cao G, et al. Spent lead-acid battery recycling in China—A review and sustainable analyses on mass flow of lead. *Waste Manag.* 2017; (1): 1–12.
- [3] Karami H, Masoomi B, Asadi R. Recovery of discarded sulfated lead-acid batteries by inverse charge. *Energy Convers Manag.* 2009; 50(4): 893–8.
- [4] May GJ, Davidson A, Monahov B. Lead batteries for utility energy storage : A review. *J Energy Storage.* 2018; 15: 145–157.
- [5] Weber AZ, Mench MM, Meyers JP, Ross PN, Gostick JT, Liu Q. Redox flow batteries : a review. *J Appl Electrochem.* 2011; 1137–1164.
- [6] Alotto P, Guarneri M, Moro F. Redox flow batteries for the storage of renewable energy : A review. *Renew Sustain Energy Rev.* 2014; 29: 325–335.
- [7] Zhang W, Tang G, Xiang X, Wang R, Gao S, Zhu X, et al. A low-cost green approach for synthesis of Lead oxide from waste Lead ash for use in new lead-acid batteries. *Chinese J Chem Eng* [Internet]. 2018. Available from: <https://doi.org/10.1016/j.cjche.2018.10.006>
- [8] Li Y, Yang S, Taskinen P, He J, Liao F, Zhu R. Novel recycling process for lead-acid battery paste without SO<sub>2</sub> generation-Reaction mechanism and industrial pilot campaign. *J Clean Prod.* 2019; 217: 162–171.
- [9] Collins J, Kear G, Li X, Low CTJ, Pletcher D, Tangirala R, et al. A novel flow battery: A lead acid battery based on an electrolyte with soluble lead (II) Part VIII. The cycling of a 10 cm×10 cm flow cell. *Journal of Power Sources.* 2010; 195: 1731–1738.
- [10] Li X, Pletcher D, Walsh FC. A novel flow battery: A lead acid battery based on an electrolyte with soluble lead (II) Part VII. Further studies of the lead dioxide positive electrode. *Electrochimica Acta.* 2009; 54: 4688–4695.
- [11] Pletcher D, Zhou H, Kear G, Low CTJ, Walsh FC, Wills RGA. A novel flow battery-A lead-acid battery based on an electrolyte with soluble lead (II) Part VI. Studies of the lead dioxide positive electrode. *J Power Sources.* 2008; 180: 630–634.
- [12] Zhang CP, Sharkh SM, Li X, Walsh FC, Zhang CN, Jiang JC. The performance of a soluble lead-acid flow battery and its comparison to a static lead-acid battery. *Energy Convers Manag.* 2011; 52: 3391–3398.
- [13] Hariprakash B, Gaffoor SA, Shukla AK. Lead-acid batteries for partial-state-of-charge applications. *J Power Sources.* 2009; 191: 149–153.
- [14] Leung PK, Low CTJ, Shah AA, Walsh FC. Characterization of a zinc-cerium flow battery. *J Power Sources.* 2011; 196: 5174–5185.
- [15] Leung PK, Leon CP De, Walsh FC. The influence of operational parameters on the performance of an undivided zinc – cerium flow battery. *Electrochim Acta* [Internet]. 2012; 80: 7–14. Available from: <http://dx.doi.org/10.1016/j.electacta.2012.06.074>
- [16] Naresh V, Bhattacharjee U, Martha SK. Boron doped graphene nanosheets as negative electrode additive for high-performance lead-acid batteries and ultracapacitors. *J Alloys Compd.* 2019; 797: 595–605.
- [17] Yin J, Lin Z, Liu D, Wang C, Lin H, Zhang W. Effect of polyvinyl alcohol/nano-carbon colloid on the electrochemical performance of negative plates of lead acid battery. *J Electroanal Chem.* 2018; 832: 152–157.
- [18] Pavlov D, Milusheva Y, Vassilev S, Shibahara T, Tozuka M. Benzyl benzoate as an inhibitor of the sulfation of negative electrodes in lead-acid batteries. *J Energy Storage.* 2018; 17: 336–344.
- [19] Kumar S, Jayanti S. Effect of flow field on the performance of an all-vanadium redox flow battery. *J Power Sources.* 2016; 307: 782–787.
- [20] Chen D, Hickner MA, Agar E, Kumbur EC. Optimizing membrane thickness for vanadium redox flow batteries. *J Memb Sci.* 2013; 437: 108–113.
- [21] Reed D, Thomsen E, Li B, Wang W, Nie Z, Koeppel B, et al. Performance of a low cost interdigitated flow design on a 1 kW class all vanadium mixed acid redox flow battery. *J Power Sources.* 2016; 306: 24–31.
- [22] Satriady A, Alamsyah W, Saad AHL, Hidayat S. The Effect of Electrode Area on the Characteristics of LiFePO<sub>4</sub> Battery (in Indonesia: Pengaruh Luas Elektroda Terhadap Karakteristik Baterai LiFePO<sub>4</sub>). *J Mater dan Energi Indones.* 2016; 6(2): 43–48.
- [23] Parasuraman A, Mariana T, Menictas C, Skyllas-kazacos M. Review of material research and development for vanadium redox flow battery applications. *Electrochim Acta.* 2013; 101: 27–40.
- [24] González Z, Sánchez A, Blanco C, Granda M, Menéndez R, Santamaría R. Enhanced performance of a Bi-modified graphite felt as the positive electrode of a vanadium redox flow battery. *Electrochem commun.* 2011; 13(12): 1379–1382.
- [25] Hoon J, Sun H, Won H, Shim J, Jeon J. Effect of a surface active agent on performance of zinc/bromine redox flow batteries: Improvement in current efficiency and system stability. *J Power Sources.* 2015; 275: 294–297.

- [26] Peng S, Wang N, Wu X, Liu S, Fang D, Liu Y. Vanadium Species in CH<sub>3</sub>SO<sub>3</sub>H and H<sub>2</sub> SO<sub>4</sub> Mixed Acid as the Supporting Electrolyte for Vanadium Redox Flow Battery. *Int J Electrochem Sci.* 2012; 7(1): 643–649.
- [27] Hazza A, Pletcher D, Wills R. A novel flow battery—A lead acid battery based on an electrolyte with soluble lead (II) IV. *The influence of additives.* 2005; 149: 103–111.
- [28] Xu Q, Zhao TS, Zhang C. Performance of a vanadium redox flow battery with and without flow fields. *Electrochim Acta.* 2014; 142: 61–67.
- [29] Banguero et al E. A Review on Battery Charging and Discharging Control Strategies: Application to Renewable Energy Systems. *Energies.* 2018; 11: 1–15.
- [30] Ghufron M, et al. *Charging time influence on dynamic lead acid battery capacity with H<sub>2</sub>SO<sub>4</sub> electrolyte.* AIP Conference Proceedings. 2018; 2021(1): 050006.
- [31] Pranata KB, Priyono M, Sulistyanto T, Ahmad A, Yusmawanto M, Khairati N, et al. *Static and Dynamic Characteristic Lead Acid Flow Battery.* AIP Conference Proceedings. 2018: 1–7.
- [32] Sutopo W, Rahmawatie B, Fahma F, Nizam M. A Technical Review of BMS Performance Standard for Electric Vehicle Applications in Indonesia. *TELKOMNIKA Telecommunication Computing Electronics and Control.* 2018; 16(2): 544–549.
- [33] Yao LW, Aziz JA, Sutikno T. Battery State of Charge Estimation with Extended Kalman Filter Using Third Order Thevenin Model. *TELKOMNIKA Telecommunication Computing Electronics and Control.* 2015; 13(2): 401-412.



# Telkomnika 2019

---

## ORIGINALITY REPORT

---

12%

SIMILARITY INDEX

7%

INTERNET SOURCES

9%

PUBLICATIONS

5%

STUDENT PAPERS

---

## PRIMARY SOURCES

---

1	<a href="http://www.onesearch.id">www.onesearch.id</a> Internet Source	1%
2	Submitted to University of Mosul Student Paper	1%
3	<a href="http://aip.scitation.org">aip.scitation.org</a> Internet Source	1%
4	Submitted to National Institute of Technology, Silchar Student Paper	1%
5	M Ghufron, Istiroyah, C A Perwita, Masruroh, N Khairati, F R Ramadhan, Y E Setiawan, K B Pranata. "Influence of electrolyte concentration on static and dynamic Lead- Acid battery", Journal of Physics: Conference Series, 2020 Publication	1%
6	Submitted to Edison State College Student Paper	1%
7	<a href="http://www.mdpi.com">www.mdpi.com</a> Internet Source	1%

---

8

Wang, Jian, Wenjing Xue, Shuohang Zheng, Jian Chen, Bing Huang, and Guanglou Jia. "Performance of a lead-carbon negative electrode based on a Pb-C electrodeposited porous graphite/Pb conductive net skeleton", *Micro & Nano Letters*, 2016.

Publication

1 %

9

[ejournal.uin-malang.ac.id](http://ejournal.uin-malang.ac.id)

Internet Source

1 %

10

[repository.ung.ac.id](http://repository.ung.ac.id)

Internet Source

1 %

11

Kurriawan Budi Pranata, A. A. Amirullah, Muhammad Priyono Tri Sulistyanto, Istiroyah, Muhammad Ghufron. "Static and dynamic characteristic lead acid flow battery", AIP Publishing, 2018

Publication

<1 %

12

Submitted to The Meadows School

Student Paper

<1 %

13

Yang, Chunmei, Haining Wang, Shanfu Lu, Chunxiao Wu, Yiyang Liu, Qinglong Tan, Dawei Liang, and Yan Xiang. "Titanium nitride as an electrocatalyst for V(II)/V(III) redox couples in all-vanadium redox flow batteries", *Electrochimica Acta*, 2015.

Publication

<1 %

14 Ricardo Monteiro, Joana Leirós, Marta Boaventura, Adélio Mendes. "Insights into all-vanadium redox flow battery: A case study on components and operational conditions", *Electrochimica Acta*, 2018  
Publication

---

15 Yanzhi Sun, Shicheng Guo, Yu Wang, Junqing Pan, Pingyu Wan. "A new lead single flow battery in a composite perchloric acid system with high specific surface capacity for large-scale energy storage", *Journal of Solid State Electrochemistry*, 2017  
Publication

---

16 Kurniawan Budi Pranata, A. A. Amirullah, Muhammad Priyono Tri Sulistyanto, Istiroyah, Muhammad Ghufron. "Static and dynamic characteristic lead acid flow battery", AIP Publishing, 2018  
Publication

---

17 "Advanced Technologies for Liquid-Redox Rechargeable Batteries", *Electrochemical Energy Storage and Conversion*, 2015.  
Publication

---

18 [es.scribd.com](https://es.scribd.com)  
Internet Source

---

19 [thesesups.ups-tlse.fr](https://thesesups.ups-tlse.fr)  
Internet Source

---

20

Muhammad Ghufron, Kurriawan Budi Pranata, Istiroyah, Muhammad Yusmawanto, Cholisina A. Perwita. "Charging time influence on dynamic lead acid battery capacity with H2SO4 electrolyte", AIP Publishing, 2018

Publication

<1 %

21

Arif Hariyadi, Awan Nugroho, Suwarno Suwarno. "The origin of cycle life degradation of a lead-acid battery under constant voltage charging", International Journal of Power Electronics and Drive Systems (IJPEDS), 2021

Publication

<1 %

22

Soloveichik, Grigorii L.. "Battery Technologies for Large-Scale Stationary Energy Storage", Annual Review of Chemical and Biomolecular Engineering, 2011.

Publication

<1 %

Exclude quotes Off

Exclude matches Off

Exclude bibliography On